



CLADE

**BIRCH Ultra Low Noise
33 dB(A) at 10m**

**PROPANE HEAT PUMP
for HEATING AND HOT WATER**

March 2026 /



**DESIGNED & MADE
IN THE UK**

BIRCH ULN //



Clade Birch Ultra Low Noise is the next-generation evolution of Birch, engineered to be **significantly quieter** and **easy to maintain** while delivering dependable low-carbon heating performance.

Using **natural R290 refrigerant**, it provides high efficiency and future-ready compliance with ultra-low environmental impact. Full **PLC control** enables precise operation, remote monitoring, and seamless integration with building systems.

Manufactured in the UK and fully supported by UK engineers, Birch ULN combines serviceability with a robust, weather-resistant housing that is easy to lift and install.



**33dB (A)
@10m**

Model	-5°C capacity (W45)	+7°C capacity (W45)
Birch ULN 120/90	90 KW	120 KW

Inverter control optimises part-load performance and acoustic comfort, while integrated leak detection enhances safety.

A PIC valve provides accurate LTHW flow and temperature control, ensuring reliable operation across diverse commercial and industrial applications with extended lifecycle value for asset owners alike.

- **Low noise model is 33dB(A) at 10m**
- SCOP - Achieves a high Seasonal Coefficient of Performance of 3.56
- Full performance from -15°C to +40°C ambient temperature
- Maximum flow temperature 80°C
- Future proof r290 refrigerant which is non-toxic with a GWP of 3
- Leak detection and vent fan included
- Inverter controlled compressor and fans for maximum efficiency
- PIC Valve for LTHW flow rate control included
- Electronic expansion valve ensures accurate control of refrigerant
- Low fan height for easy maintenance
- Full Siemens PLC control – grid flex ready



MARKET LEADING ACOUSTIC PERFORMANCE //

A-weighted **sound power level 65 dB(A)**

A-weighted **sound pressure level at 10m 33 dB(A)**



Independently measured and certified by a leading industry acoustic expert.

1. Values determined in accordance with test standard BS EN ISO 9614 - Part 1: 2009 (survey grade)
2. The sum of a measured noise emission value and its associated uncertainty represents an upper boundary of the range of values which is likely to occur in measurements
3. The unit has been tested at standard operating conditions A7W55
4. This data is not site specific.
5. Uncertainty, K_{wa} in decibels: 2 dB(A)

Our Goal...
We believe there is a more exciting way to help our customers deliver better projects...

Our Passion...
Innovate to make life simpler, drive quality as the detail is clear and communicate as everyone understands...

Declared Dual-Number Noise Emission Values

Reported in accordance with BS EN ISO 4871: 2009
Acoustics. Declaration and verification of noise emission values of machinery and equipment

Measured in accordance with BS EN ISO 9614 – Part 1: 2009
Acoustics. Determination of sound power levels of noise sources using sound intensity

Measurement at discrete points (survey grade)

Clade Engineering – Birch / Elm Air Source Heat Pump
Compliance Test at Clade Engineering Factory, Leeds
Standard Operating Conditions: A7W55

Measured A-weighted sound power level, $L_{w(A)}$ (reference 1×10^{-12} watts), in decibels: 65 dB(A)^{1,2,3}

A-weighted sound pressure level at 10m, $L_{p(A)}$ (reference 2×10^{-5} Pascals), in decibels: 33 dB(A)^{1,2,3}

Uncertainty, K_{wa} in decibels: 2 dB(A)

Note 1: Values determined in accordance with test standard BS EN ISO 9614 - Part 1: 2009 (survey grade)
Note 2: The sum of a measured noise emission value and its associated uncertainty represents an upper boundary of the range of values which is likely to occur in measurements
Note 3: The unit has been tested at standard operating conditions A7W55

KR08068

Version: 1.0

20th January 2025

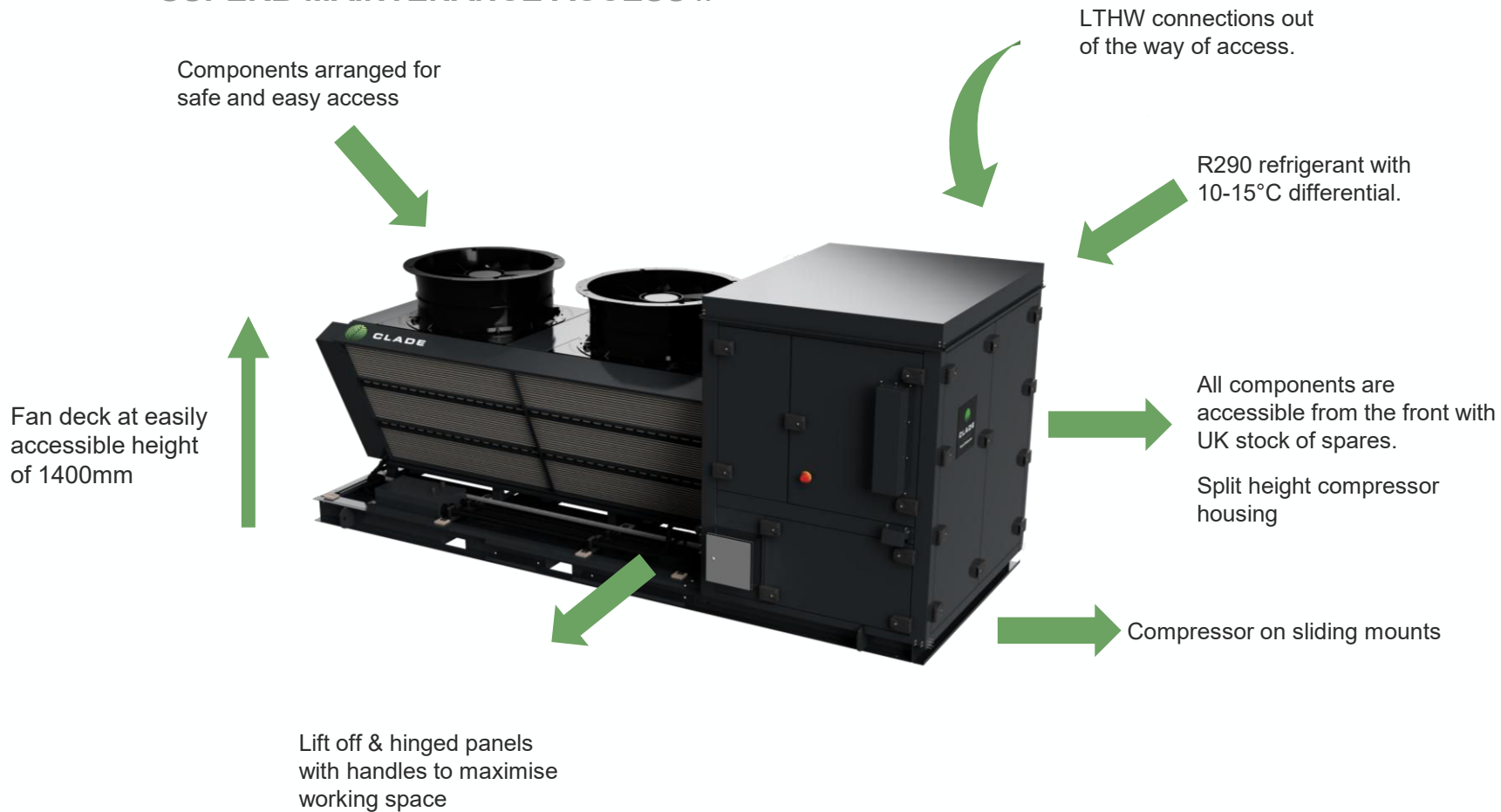
Mr. R. M. Scrivenor, MSc, MEng
For and on behalf of KR Associates (UK) Ltd

Quietly Confidential...

Company Registration: 04813349



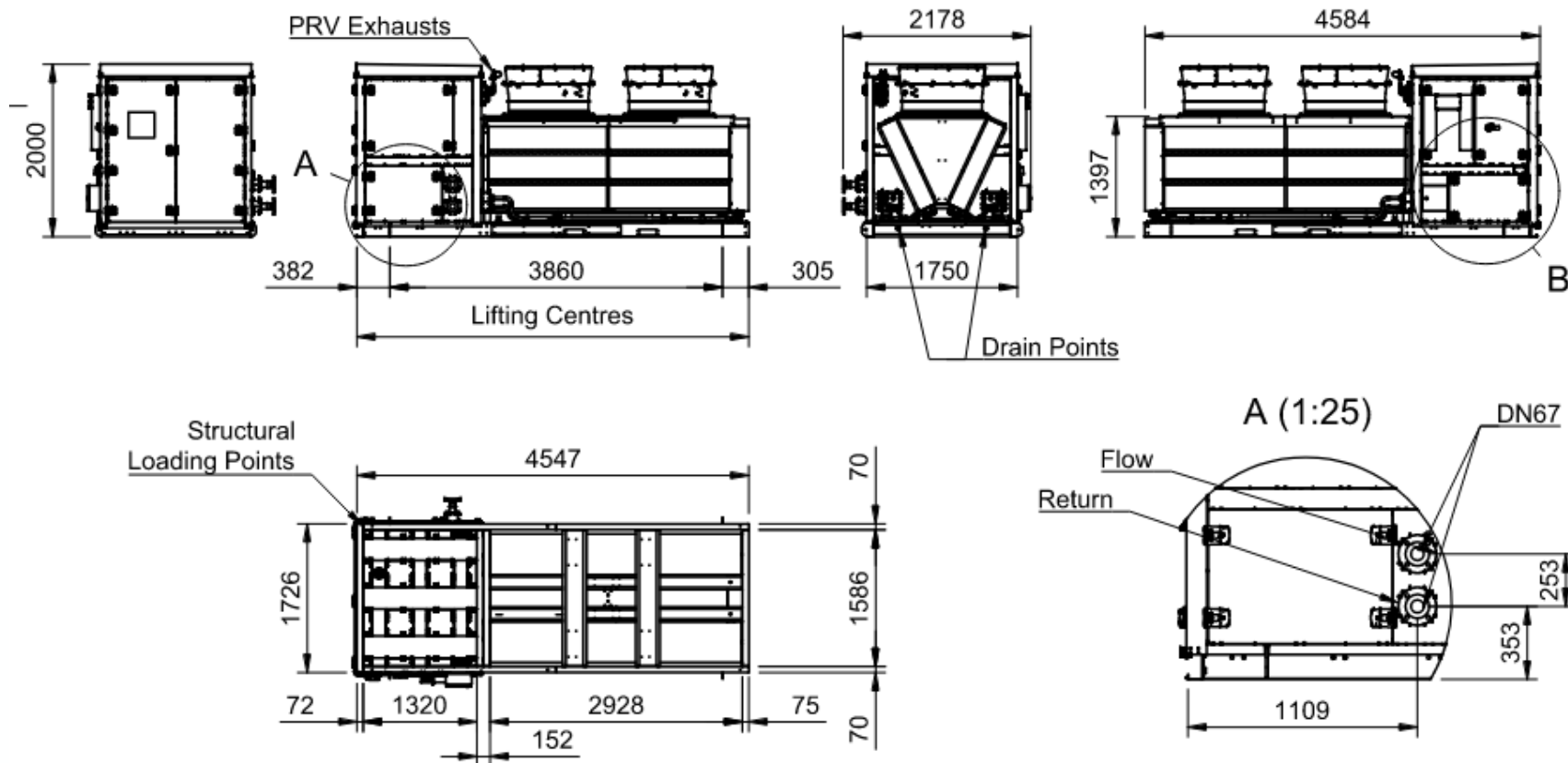
SUPERB MAINTENANCE ACCESS //





DIMENSIONAL INFORMATION //

BIRCH Ultra Low Noise //

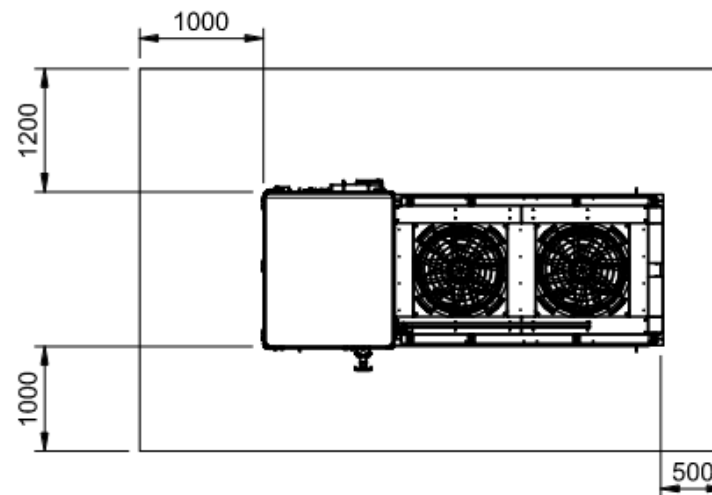




TECHNICAL SPECIFICATION //

Birch Range		Birch 120/75kW
REFRIGERATION SIDE		
Compressor Type	-	Reciprocating
Compressor Qty	Pcs.	1
Refrigerant	-	Propane (R290)
Refrigerant Circuits	Pcs.	1
Variable speed drive (VSD)	Pcs.	1
Refrigerant charge	kg	9
No. evaporators	Pcs.	2
Evaporators Type	-	V-block
Fin Material	-	AL/MG
Defrost Type	-	Cool Gas
Defrost medium	-	R290
Defrost design/condition	-	> +8°C ambient Off Cycle / < +8°C ambient Cool Gas
Electrical supply	-	3~ 400V 50 HZ

WATER SIDE		
Type of internal exchanger		Stainless steel plate heat exchanger
Exchanger Water content	l	13.5
Connections waterside Flow/Return	DN	67mm Copper
Connections waterside Pressure Rating	PN	6
Waterside Burst Disk (supplied by installer)	PN	6
Control Methodology		PICV
Clearances		





CONTROL OPTIONS //

Capped Capacity Control

There are two options for output capacity available from the Clade controls.

1. Efficiency mode: Capped at -5°C – the unit will only deliver heat up to the -5°C ambient rated output.
2. Power mode: Capped at +7°C – the unit will deliver heat up to the maximum rating at +7°C ambient temperature.

See capacity tables for details

Pressure independent control valve

A Pressure Independent Control Valve (PICV) controls and regulates the flow of water in a hydronic system while maintaining a set flow rate even when the system pressure fluctuates. It combines the functions of a differential pressure controller and a control valve into a single unit. This allows for automatic balancing and precise control of flow of water over the internal heat exchangers which is matched to the compressor speed in order to maintain optimal efficiency and temperature output.

By combining variable water flow (PICV) and variable refrigerant flow (inverter driven compressor) Clade heat pumps are able to maximise efficiency over a wide range of operating conditions.

All Birch 2 R290 heat pump systems are equipped with a Pressure Independent Control Valve in each module and do not include an internal circulating pump. The pump must be specified by the system designer to provide sufficient flow at full and minimum load conditions.



HEAT PUMP PERFORMANCE BIRCH ULN POWER MODE //

BIRCH Ultra Low Noise //

POWER MODE (+7°C CAPACITY CONTROL)																							
Model name	Water Temp (°C)	SCOP	-10°C External			-5°C External			0°C External			5°C External			7°C External			10°C External			15°C External		
			QH (kW)	PI (kW)	COP	QH (kW)	PI (kW)	COP	QH (kW)	PI (kW)	COP	QH (kW)	PI (kW)	COP	QH (kW)	PI (kW)	COP	QH (kW)	PI (kW)	COP	QH (kW)	PI (kW)	COP
BIRCH 2 120/90 ULN	80/70	2.05	63.14	35.67	1.77	76.58	40.42	1.89	87.36	43.83	1.99	100.41	47.62	2.11	104.98	48.84	2.15	104.98	47.38	2.22	104.98	44.96	2.33
	75/65	2.23	64.47	33.81	1.91	78.38	38.25	2.05	89.41	41.38	2.16	102.87	44.89	2.29	107.52	46.01	2.34	107.52	44.60	2.41	107.52	42.28	2.54
	70/60	2.41	65.81	32.08	2.05	80.18	36.21	2.21	91.44	39.08	2.34	105.30	42.33	2.49	110.03	43.34	2.54	110.03	41.99	2.62	110.03	39.76	2.77
	65/55	2.61	67.18	30.48	2.20	81.98	34.31	2.39	93.47	36.93	2.53	107.70	39.92	2.70	112.50	40.84	2.75	112.50	39.54	2.85	112.50	37.38	3.01
	60/50	2.83	68.55	28.99	2.37	83.78	32.52	2.58	95.47	34.92	2.73	110.08	37.66	2.92	114.94	38.48	2.99	114.94	37.22	3.09	114.94	35.12	3.27
	55/45	3.06	69.93	27.59	2.53	85.56	30.85	2.77	97.46	33.02	2.95	112.42	35.53	3.16	117.35	36.27	3.24	117.35	35.04	3.35	117.35	32.99	3.56
	50/40	3.30	71.30	26.28	2.71	87.32	29.28	2.98	99.42	31.24	3.18	114.73	33.52	3.42	119.71	34.18	3.50	119.71	32.97	3.63	119.71	30.97	3.87
	45/35	3.56	72.66	25.06	2.90	89.07	27.79	3.20	101.35	29.56	3.43	116.99	31.62	3.70	122.03	32.21	3.79	122.03	31.02	3.93	122.03	29.06	4.20
	35/25	4.14	75.34	22.80	3.30	92.46	25.05	3.69	105.11	26.46	3.97	121.38	28.11	4.32	126.53	28.57	4.43	126.53	27.42	4.61	126.53	25.51	4.96
	30/20	4.46	76.63	21.76	3.52	94.10	23.78	3.96	106.92	25.03	4.27	123.50	26.49	4.66	128.70	26.89	4.79	128.70	25.75	5.00	128.70	23.86	5.39
	25/15	4.80	77.89	20.75	3.75	95.70	22.57	4.24	108.67	23.66	4.59	125.55	24.95	5.03	130.80	25.29	5.17	130.80	24.16	5.42	130.80	22.29	5.87

EFFICIENCY MODE (-5°C CAPACITY CONTROL)																							
Model name	Water Temp (°C)	SCOP	-10°C External			-5°C External			0°C External			5°C External			7°C External			10°C External			15°C External		
			QH (kW)	PI (kW)	COP	QH (kW)	PI (kW)	COP	QH (kW)	PI (kW)	COP	QH (kW)	PI (kW)	COP	QH (kW)	PI (kW)	COP	QH (kW)	PI (kW)	COP	QH (kW)	PI (kW)	COP
BIRCH 2 120/90 ULN	80/70	2.05	63.14	35.67	1.77	76.58	40.42	1.89	76.58	38.58	1.98	76.58	36.39	2.10	76.58	35.64	2.15	76.58	34.47	2.22	76.58	32.55	2.35
	75/65	2.22	64.47	33.81	1.91	78.38	38.25	2.05	78.38	36.45	2.15	78.38	34.29	2.29	78.38	33.57	2.34	78.38	32.44	2.42	78.38	30.59	2.56
	70/60	2.41	65.81	32.08	2.05	80.18	36.21	2.21	80.18	34.44	2.33	80.18	32.33	2.48	80.18	31.62	2.54	80.18	30.53	2.63	80.18	28.73	2.79
	65/55	2.61	67.18	30.48	2.20	81.98	34.31	2.39	81.98	32.57	2.52	81.98	30.48	2.69	81.98	29.79	2.75	81.98	28.73	2.85	81.98	26.98	3.04
	60/50	2.82	68.55	28.99	2.37	83.78	32.52	2.58	83.78	30.80	2.72	83.78	28.73	2.92	83.78	28.06	2.99	83.78	27.03	3.10	83.78	25.32	3.31
	55/45	3.05	69.93	27.59	2.53	85.56	30.85	2.77	85.56	29.14	2.94	85.56	27.09	3.16	85.56	26.43	3.24	85.56	25.42	3.37	85.56	23.75	3.60
	50/40	3.30	71.30	26.28	2.71	87.32	29.28	2.98	87.32	27.57	3.17	87.32	25.53	3.42	87.32	24.88	3.51	87.32	23.89	3.65	87.32	22.26	3.92
	45/35	3.56	72.66	25.06	2.90	89.07	27.79	3.20	89.07	26.09	3.41	89.07	24.05	3.70	89.07	23.42	3.80	89.07	22.44	3.97	89.07	20.83	4.28
	35/25	4.15	75.34	22.80	3.30	92.46	25.05	3.69	92.46	23.35	3.96	92.46	21.31	4.34	92.46	20.69	4.47	92.46	19.74	4.68	92.46	18.18	5.09
	30/20	4.48	76.63	21.76	3.52	94.10	23.78	3.96	94.10	22.07	4.26	94.10	20.04	4.70	94.10	19.42	4.85	94.10	18.48	5.09	94.10	16.94	5.56
	25/15	4.84	77.89	20.75	3.75	95.70	22.57	4.24	95.70	20.85	4.59	95.70	18.81	5.09	95.70	18.20	5.26	95.70	17.27	5.54	95.70	15.75	6.08



ABOUT THIS INFORMATION //

Performance may vary based on climate conditions, installation quality, and specific usage patterns. Actual energy savings may differ from estimates.

Professional installation is required to ensure optimal performance and compliance with local building codes. Improper installation will void the warranty.

Regular maintenance is necessary to maintain efficiency and performance. Failure to perform recommended maintenance may reduce system lifespan and efficiency.

Efficiency ratings (COP) are based on standard testing conditions and control patterns. Actual efficiency may vary depending on operational conditions and geographic location. COP are instantaneous figures not averaged over any period of time which may include defrost and other system variables.

Heat pumps are designed for specific use. Using the product for unintended purposes may result in suboptimal performance or damage.

Noise levels produced by the heat pump may vary based on the installation environment and operating conditions. Sound pressure figures are for free field without the specifics of the site application.

Please refer to the user manual and installation guide for detailed information on operation, maintenance, and safety instructions.


Clade continually innovates to improve our products, the information in this document is valid (excepting typographic errors) at the time of publication. Availability, specification and performance are subject to change from time to time and without warning.

Any technical advice provided is for informational purposes only, unless specifically covered by a purchase order, and is based on our current understanding and available information. While we strive to ensure the accuracy and reliability of the information provided, it is not intended to be a substitute for professional advice or services tailored to specific circumstances.

By utilizing this advice, you acknowledge that it is provided "as is" without any warranties or guarantees, express or implied, regarding its completeness, accuracy, reliability, suitability, or availability.

We strongly recommend consulting with a qualified professional before implementing any advice or making any decisions based on the information provided.

In no event shall Clade or its representatives be liable for any direct, indirect, incidental, special, or consequential damages, including but not limited to loss of profits, data, or other intangible losses, arising out of or in connection with the use of, or reliance on, the technical advice provided.



THANK YOU //

www.clade-es.com

Sales@clade-es.com

Aftersales@clade-es.com

Head Office & Registered Office //
Bristol & Bath Science Park,
Dirac Crescent, Emersons Green,
BRISTOL BS16 7FR

The Technology Centre //
Unit R3 Gildersome Spur Industrial Estate,
Stone Pits Lane, Morley,
LEEDS LS27 7JZ

Clade reserve the right to change product specifications at any time.